















LEGEND

-  AC
-  AUTOMATIC CUTOFF
-  MC
-  MANUAL CUTOFF
-  PDN
-  AIR FLOW SWITCH
-  DS
-  DISCONNECT SWITCH
-  CONTACTOR COIL
-  HEATING ELEMENT
-  TR
-  TRANSFORMER
-  CONTACT NORMALLY OPEN
-  FUSE

WARNING:
Disconnect all supplies before working on this duct heater

IMPORTANT:
Wire in according with electrical codes
Use copper wire for 90°C minimum

NOTE:
All wiring outside this frame are wiring by others